


They may be smaller, but they tell a much bigger story.

Designed and manufactured in Australia, the new Elevent™ range of low profile ceiling diffusers maximises the performance of today's high efficiency heaters and reverse cycle air conditioners. The result is cosy winter comfort from a sleeker, smaller diffuser complementing modern down lights and recessed light fittings. The cutting-edge design of the new Elevent™ range continues Paltech's tradition as leaders of innovation in heating and cooling products.

elevent™
ceiling diffusers



Louvred



Curved









Jet



Elevent™ Technical Data & Options

Elevent™ is available in three sizes and three unique styles to optimise comfort levels to suit your living space layout, and is also available in three colours to blend with a range of modern and traditional interior fittings.

SPECIFICATIONS CHART

THREE STYLES	THREE COLOURS	THREE SIZES
 Jet	 White	 100mm
 Louvred - adjustable	 Satin Chrome	 150mm
 Curved - adjustable	 Satin Gold	 200mm

Elevent™ diffusers are suitable for gas ducted heating, reverse cycle heating and cooling, air shifters and ventilation systems as a supply or return diffuser.

For gas ducted heating applications, installers have the opportunity of using multiple smaller outlets such as the 100mm model, instead of a single outlet, to provide improved distribution of warm air. Multiple smaller outlets provide the opportunity to strategically position the outlets to maximise heating effectiveness, such as near the two corners of a bedroom opposite the door.

Elevent™ has been designed to maximise the most important aspect of the diffuser - airflow - and reduce the space requirements.



Elevent™ was created with a low profile design. This gives it an elegant appearance that harmonises with down lights, recessed light fittings and other ceiling fittings.

The adaptor has optional butterfly dampers for system balancing on the 150 and 200mm sizes and a blanking cap is available on the 100mm model to replace the diffuser when shut-off is required. The Louvred and Curved models have adjustable airflow direction that can be adjusted by the householder to provide draught free airflow within the living space.

Elevent™ is the first ceiling diffuser that can be easily removed by the householder without tools for cleaning or when re-painting a ceiling.



PALTECH

8 Kingston Park Court
Knoxfield, Vic 3180
Tel: (03) 9212 7777
Fax: (03) 9212 7766

2/28 Keon Parade
Thomastown Vic 3074
Tel: (03) 9462 4444
Fax: (03) 9462 4445

38 Abel Street
Bendigo Vic 3555
Tel: (03) 5443 3334
Fax: (03) 5443 3554

www.paltech.com.au

Paltech's Elevent™ ceiling diffusers are protected by:
Australian Patent 200179430 and other patents pending
Australian Registered Designs:
200910888, 200910889, 200910890, 200910891,
200910892, 200910893, 200910894, 200910895,
200910896, 200910897, 200910898, 200910899,
200910900, 200910901, 200910902, 200910903,
200911156, 200911157, 200911158, 200911159,
200911160, 200911161, 200911241, 200911242.
Paltech and Elevent are registered trademarks.

