
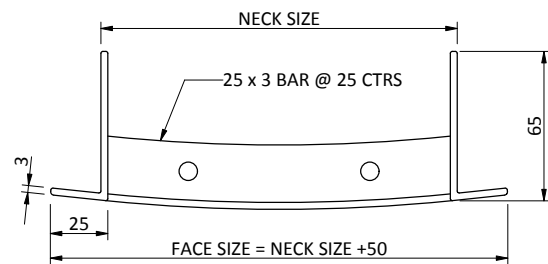


BAR GRILLE WITH CURVED FACE Model ADCFBG



DESIGN DETAILS (mm)



APPLICATIONS

Curved face bar grilles are an attractive and unique grille that follow the curve of a wall or structure.

Grilles can be made to fit both concave and convex curves.

A versatile grille ideal for supply or exhaust applications.

FEATURES

Manufactured from extruded aluminium that is lightweight and resistant to rust and corrosion.

Heavy duty grilles can be manufactured to specific weight requirements.

Blade profile 25 x 3mm aluminium flat bar at 18mm centres.

Individually adjustable vertical blades can be fitted to the inside neck of the grille enabling throw directional control on the vertical plane.

Diameter or radius of curve needs to be specified at the time of order.

Standard finish powder coat satin white.

BAR GRILLE Model ADBG

Performance at 0° Blade Deflection																
Nominal Size	1200 x 50				1200 x 75				1200 x 100				1200 x 125			
Core m/s	0.060 sqm				0.090 sqm				0.120 sqm				0.150 sqm			
	L/s	Pa	t.50	t.25	L/s	Pa	t.50	t.25	L/s	Pa	t.50	t.25	L/s	Pa	t.50	t.25
1.0	60	4	2	3	90	3	2	3	120	4	3	4	150	4	3	4
1.5	90	9	3	4	135	7	3	4	180	9	4	5	225	9	4	6
2.0	120	15	3	5	180	13	4	5	240	16	5	6	300	16	5	7
2.5	150	24	4	6	225	20	5	7	300	25	5	8	375	25	6	8
3.0	180	35	4	6	270	29	5	8	360	36	6	9	450	36	8	10
3.5	210	47	5	7	315	40	6	9	420	49	7	10	525	50	8	11
4.0	240	61	6	8	360	52	7	10	480	64	8	11	600	65	9	12
5.0	300	95	7	10	450	81	8	11	600	100	9	13	750	101	10	15

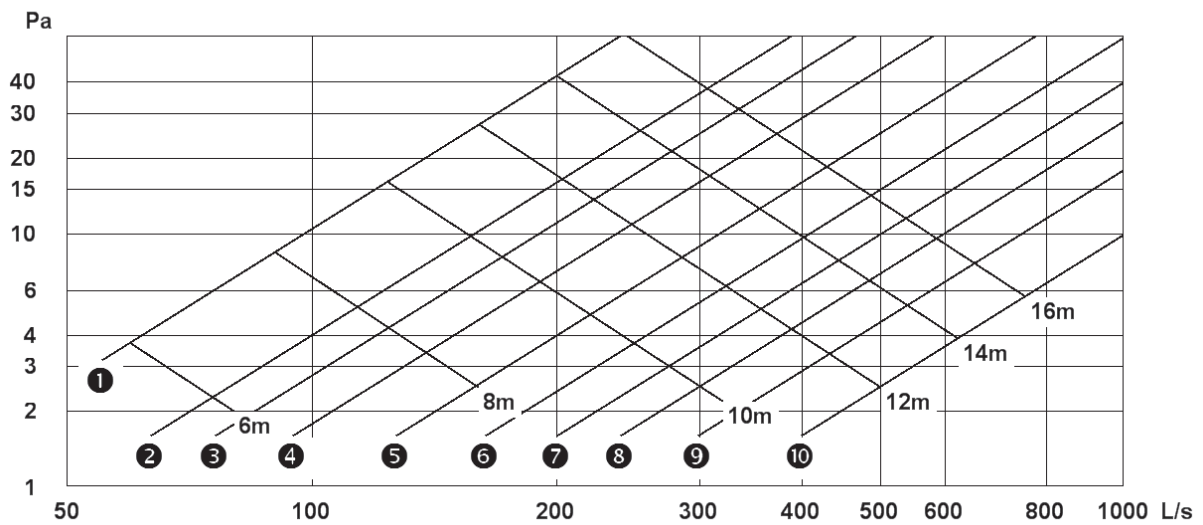
Performance at 0° Blade Deflection																
Nominal Size	1200 x 150				1200 x 200				1200 x 225				1200 x 250			
Core m/s	0.180 sqm				0.240 sqm				0.270 sqm				0.300 sqm			
	L/s	Pa	t.50	t.25	L/s	Pa	t.50	t.25	L/s	Pa	t.50	t.25	L/s	Pa	t.50	t.25
1.0	180	3	3	4	240	3	3	5	270	3	3	5	300	3	4	5
1.5	270	7	4	6	360	8	5	7	405	7	5	7	450	6	5	7
2.0	360	13	5	7	480	14	6	8	540	12	6	9	600	10	6	9
2.5	450	20	6	9	600	22	7	10	675	18	7	10	750	16	7	11
3.0	540	29	7	10	720	31	8	12	810	26	8	12	900	23	9	12
3.5	630	40	8	12	840	42	9	13	945	36	9	14	1050	31	10	14
4.0	720	52	9	13	960	55	10	15	1080	47	11	15	1200	40	11	15
5.0	900	81	11	15	1200	86	12	18	1350	73	13	18	1500	63	13	19

Performance at 0° Blade Deflection								
Nominal Size	1200 x 300				1200 x 400			
Core m/s	0.360 sqm				0.480 sqm			
	L/s	Pa	t.50	t.25	L/s	Pa	t.50	t.25
1.0	360	2	4	5	480	2	4	6
1.5	540	5	5	8	720	5	6	9
2.0	720	9	7	9	960	9	8	11
2.5	900	15	8	11	1200	14	9	13
3.0	1080	21	9	13	1440	21	10	15
3.5	1260	29	10	15	1680	28	12	17
4.0	1440	37	12	16	1920	37	13	19
5.0	1800	58	14	20	2400	58	16	22

t.50 - Throw (m) to terminal velocity of 0.5m/s.
t.25 - Throw (m) to terminal velocity of 0.25m/s

BAR GRILLE Model ADBG

Bar Grille - 0° Deflection



Throw (m) is to a terminal velocity of 0.25m/s.

Throw to a terminal velocity of 0.5m/s is approximately 70% of the above.

Grille Size

1	2	3	4	5	6	7	8	9	10
1200x50	1200x75	1200x100	1200x125	1200x150	1200x200	1200x225	1200x250	1200x300	1200x400