

# TCL

Free Match  
Multi System  
Air Conditioning  
Solutions





# Table of Contents

<b>About TCL</b>	<b>4</b>
Introduction Of TCL	5
TCL Production Sites	6
Manufacturing and Showroom	8
<b>TCL Multi Split Air Conditioning Solutions</b>	<b>10</b>
Outdoor Units	14
Inverter Technology	16
High Reliability	18
<b>TCL BreezeIN Series</b>	<b>20</b>
Key Features	21
Comfortable Cooling	22
Performance & Reliability	23
Convenient Design	24
<b>Specifications</b>	<b>26</b>

# About TCL

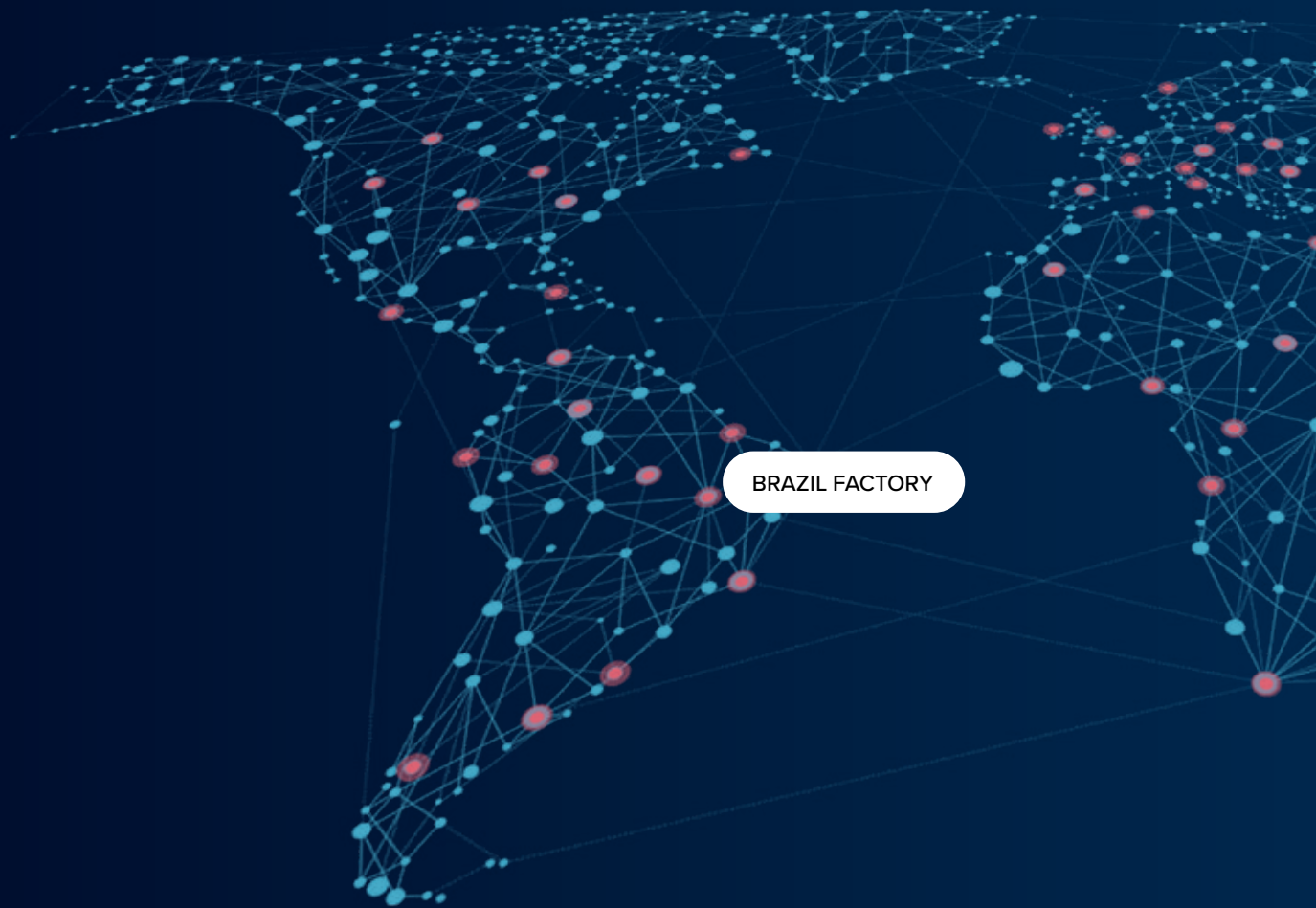




## Introduction Of TCL

TCL is a fast-growing consumer electronics company, and a leading player in the global TV industry.

The company was founded in 1981 in China and operates its own manufacturing and R&D centres worldwide, with products sold in more than 160 countries. TCL specialises in the research, development, and manufacturing of consumer electronics products - including TVs, mobile phones, home appliances, and smart home products. Through the strategy of 'AI x IoT', TCL strives to become a world-leading intelligent technology company that helps its consumers lead smarter and healthier lives.



BRAZIL FACTORY

# 30 million sets/year at 10 global production sites



ZHONGSHAN FACTORY 1



ZHONGSHAN FACTORY 2



TCL DELONGHI



SKD FACTORY



WUHAN FACTORY



JIUJIANG FACTORY



COMPRESSOR FACTORY



ELECTRICAL FACTORY



## Smart manufacturing and global supply chain



2022 INDONESIA FACTORY



2022 CAC



2021 ELECTRICAL FACTORY



2022 BRAZIL FACTORY



2022 WUHAN FACTORY

01



02



05



06



09



10



11



12



## New Showroom 400m<sup>2</sup> Immersive Smart Experience

- 01. Brand Display Area
- 02. Smart Experience Area
- 03. Product Showcase
- 04. Core Technology Area

## Industry-leading Laboratories

- 05. Enthalpy Difference Chamber
- 06. Comfort Testing Laboratory
- 07. TMV6 Commodity Inspection Room
- 08. Noise Testing Laboratory



03



04



07



08



13



14



15



16



# Digitalised Factory

Pursuing efficient and high-quality development of manufacturing with automatic and digital technologies.

- 09. Logistic Layout
- 10. Upgraded Automation
- 11. MES System (2020Y)
- 12. Automatic Bearing Installation
- 13. Automatic Valve Assembly
- 14. Automatic Evaporator Tube Installing
- 15. Automatic Cutting and Bending
- 16. Automatic Turning Over

# TCL Free Match Multi Split Air Conditioning Solutions

The TCL multi split air conditioning solution is a flexible, comfortable and energy saving solution for your home or office. TCL's BreezeIN units can connect to both single split outdoor units and multi outdoor units.



GENTLE BREEZE



SMART INVERTER



EASY MAINTENANCE



SMART CONTROL



# TCL Free Match Multi Split Air Conditioning Solutions

TCL's multi split air conditioning solutions enable multiple indoor units to be connected to a single outdoor unit. It gives you the freedom to select the indoor model best suited to each room in your home and caters to your comfort without cluttering the exterior. This solution also enhances aesthetics by reducing the number of outdoor units required.



SPLIT WALL-MOUNTED



OUTDOOR UNIT



SPLIT WALL-MOUNTED



SPLIT WALL-MOUNTED



SPLIT WALL-MOUNTED



SPLIT WALL-MOUNTED



# Outdoor Units

## Unique Universal ODU

High energy efficiency and reliable design can greatly increase the service life and reduce the after-sale maintenance cost.

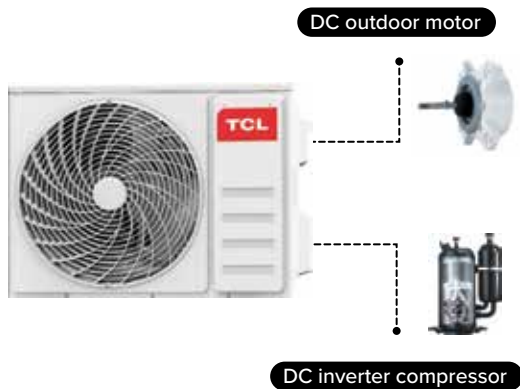


### Outdoor Units

Multi Outdoor	Cooling capacity (KW)	Heating capacity (KW)	Maximum indoor unit connections
FMA-36I4HD/DVO	10.5 (1.5~13.65)	10.5 (1.5~13.65)	4
FMA-42I5HD/DVO	11.5 (1.5~14.95)	12 (1.6~15.6)	5


## Full DC Inverter

Precisely controls the speed of the compressor motor to save energy while maintaining the perfect temperature.



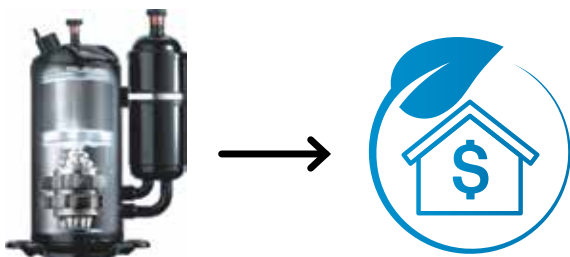
## Single Fan Design

The outdoor unit features a compact design with a single fan, which makes it easy to install.




## High Efficiency


Using a high efficiency compressor, the product meets Australia's MEPS standard for energy saving.



## Long Pipe Length

The combined pipe length of the 4 indoor unit set is 60m, and the combined pipe length of the 5 indoor unit set is 80m.





#### BIONIC FAN

Advanced 3D propeller that enlarges the air volume and reduces noise level.



## Inverter Technology

**30%**

improvement  
in unit energy  
efficiency

Full load output  
within

**90s**

and fast cooling  
and heating



Precise temperature  
control,

**±1°C**

comfortable  
temperature  
difference



### FULL DC INVERTER INTELLIGENT CONTROL



Precise temperature control; the deviation of indoor temperature and set temperature can be accurately controlled within 1°C.

### DC MOTOR



### INNER GROOVE TUBE

Copper tube with internal threads to increase heat transfer area and improve heat transfer efficiency.

### DC INVERTER COMPRESSOR



# High Efficiency

Thanks to the full DC inverter technology and large heat exchange area, the TCL air conditioner can achieve EERs 3.46 in cooling operation and COPs 3.63 in heating operation.

# High Reliability

Compressor, motor, and electric control components can withstand wider voltage operation.

The unit has the function of frequency reduction to avoid overheating and overcurrent.




TCL air conditioners use an energy-efficient compressor, pressure switch and other components, which result in a more stable system and reduce maintenance rates.



**DC inverter compressor**



**High/low pressure switch**



**Hydrophilic aluminium fin**

The TCL air conditioners use a blue hydrophilic aluminium fin. Compared to traditional non-hydrophilic heat exchangers, hydrophilicity can be increased by 68% and corrosion resistance by 3 times. The hydrophilic coating improves heat transfer efficiency while protecting the unit from unnecessary wear and corrosion.



### **Voltage Protection**

When the voltage of the unit is over the rated maximum voltage or below a certain value, the voltage is automatically shut off to protect the unit and power supply.



### **Temperature Protection**

When the outdoor temperature sensor checks that the temperature is over the normal operating temperature, the unit will stop running to avoid burning of the electric control IPM due to high temperature.



### **Overcurrent Protection**

When the current is over the preset value, the protection device will be activated and the fuse will cut off the circuit in time so that the equipment can avoid damage caused by over-current.



### **Overheating Protection**

When the current is over the preset value, the motor temperature rises, and is cut off during overcurrent operation to avoid burning of the motor due to overload.

# TCL BreezeIN Series











## TCL BreezeIN Series

**Capacity:** 2.6KW / 3.5KW / 5.2KW / 7.2KW  
**Colour:** White

Model	Indoor (W x D x H)
TAC-09CHSD/TPH11IT	820 x 195 x 306mm
TAC-12CHSD/TPH11IT	820 x 195 x 306mm
TAC-18CHSD/TPH11IT	1097 x 222 x 332mm
TAC-24CHSD/TPH11IT	1097 x 222 x 332mm

## Features

-  Gentle Breeze Mode
-  Healthy Air
-  Smart Control
-  Turbo Cooling and Heating
-  Smart Inverter
-  Built-in Wifi
-  Sleep Mode
-  4-Step Auto Cleaning

# Key Features

## Gentle Breeze Innovation



Harness the innovation of up to 1,422\* micro-holes aligned on the S-Shaped vanes. Experience a broader, gentler spread of air, ensuring a draft-free, premium comfort experience.

\*Based on TAC-24CHSD/TPH111T model.

## Filtered Freshness



Experience pristine air quality with our top-mounted filter. Designed for optimal dust and pollutant removal, it ensures every breath you take is refreshingly clean.

## Seamless Control Anywhere



Elevate your control experience. From the trusted handheld remote to smart integrations with TCL Home App, Amazon Alexa, or Google Assistant, personalising your comfort has never been more accessible.

\*Wi-Fi network, Google/Amazon account and compatible device required (sold separately). Data usage and subscription charges may apply. Google is a trademark of Google LLC. Amazon, Alexa and all related logos are trademarks of Amazon.com, Inc or it's affiliates.

## Turbo Cooling and Heating



Dive right into your comfort zone with Turbo Start mode. Experience swift heating or cooling, ensuring no moment is wasted before you unwind in perfection.

# Comfortable Cooling

---

## Gentle Breeze Innovation



TCL's patented Gentle Breeze technology features 18 S-shaped blades with 1422 micro-holes. These micro-holes break up and even out the airflow to provide a comfortable and gentle cooling experience.

---

## Smart Airflow



**Cooling, top down:** Understanding that cool air descends, we initiate cooling from the top of the room, promising an evenly comfortable environment from ceiling to floor.



**Warmth where it matters:** Leveraging the natural ascent of warm air, our system targets the bottom of the room first – ensuring optimal heating efficiency.

# Performance & Reliability

## Heatwave Hero




When temperatures soar, TCL ensures continuous comfort with our air-cooled e-box in every split system. And with full cooling capacity in conditions up to 50°C, the heat won't interrupt your chill.

## Inverter Intelligence



Harness the power of TCL's unique inverter technology. Pair peak performance with outstanding energy efficiency, our split system operates swiftly, anticipating your needs and guiding you to optimal comfort with ease.

## 4-step Auto Clean



Our 4-Step Auto Clean Mode harnesses the air's natural water molecules, sweeping away dirt and impurities. Paired with timely filter reminders, enjoy a pristine atmosphere with minimal upkeep.

## Comfort on Cue: "I Feel" Mode



Stay in your comfort zone effortlessly. With the remote's integrated thermometer, it knows the temperature around it and ensures the unit responds for optimal comfort.

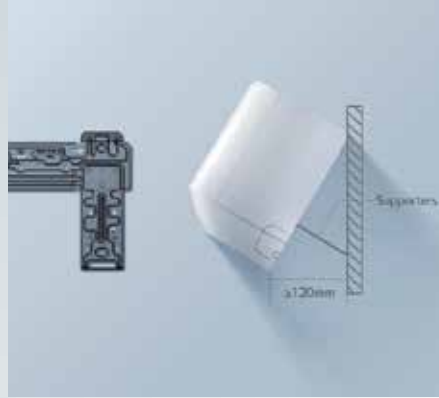
# Convenient Design

## Easy to Assemble



With our streamlined design, manual cleaning has never been more straightforward. Effortlessly access, wash, and reassemble key components in no time.

## Easy Installation



Installation has never been easier with the user-friendly design supporter. This unique feature simplifies installation, as it securely holds the indoor unit in place while enabling easy adjustments.

## Easy Maintenance



Only 3 steps required to maintain the PCB:

1. Open front panel
2. Take out PCB box cover
3. Take out PCB for replacement

## Style Meets Comfort



Every TCL air conditioner boasts a sleek design that effortlessly complements modern decor, ensuring your comfort without compromising on style.





# Specifications



## Specifications for Multi Outdoor

Model No.		FMA-36I4HD/DVO	FMA-42I5HD/DVO
Rated cooling capacity (KW)		10.5 (1.5~13.65)	11.5 (1.5~14.95)
Rated heating capacity (KW)		10.5 (1.5~13.65)	12 (1.6~15.6)
AEER for cooling		3.33	3.22
ACOP for heating		3.41	3.75
Sound power level (dB(A))		72	73
Maximum unit connections		4	5
<b>Electrical Data</b>			
Power supply (V)		220-240V~50Hz	220-240V~50Hz
Voltage range (V)		165~265	165~265
Running current (A)	Cooling	14.0	15.8
	Heating	13.7	14.8
Rated input power (KW)	Cooling	3.15	3.57
	Heating	3.08	3.44
Max current (A)	Cooling	18.2	20.5
	Heating	17.8	19.2
Max input power (KW)	Cooling	4.1	4.64
	Heating	4	4.47
<b>Refrigerating System</b>			
Refrigerant (gram)		R410A/4000	R410A/4100
<b>Connections</b>			
Flare nuts (inches)	Gas	4×Φ9.52(3/8")	5×Φ9.52(3/8" to 1/2" Adaptors Included)
	Liquid	4×Φ6.35(1/4")	5×Φ6.35(1/4")
Max. pipe length for all rooms (metres)		60	80
Max. pipe length for indoor unit (metres)		20	20
Max. height difference (metres)		15	15
Power cord (core number x size)		3×2.5mm <sup>2</sup>	3×2.5mm <sup>2</sup>
<b>Others</b>			
Outdoor operating temperature range (°C)		-15~52°C	-15~52°C
Indoor operating temperature range (°C)		16~31°C	16~31°C
Dimensions (W x D x Hmm)	Net	1005×400×910	1005×400×910
	Packing	1045×430×950	1045×430×950
Weight (kg)	Net	76	78
	Gross	84	86

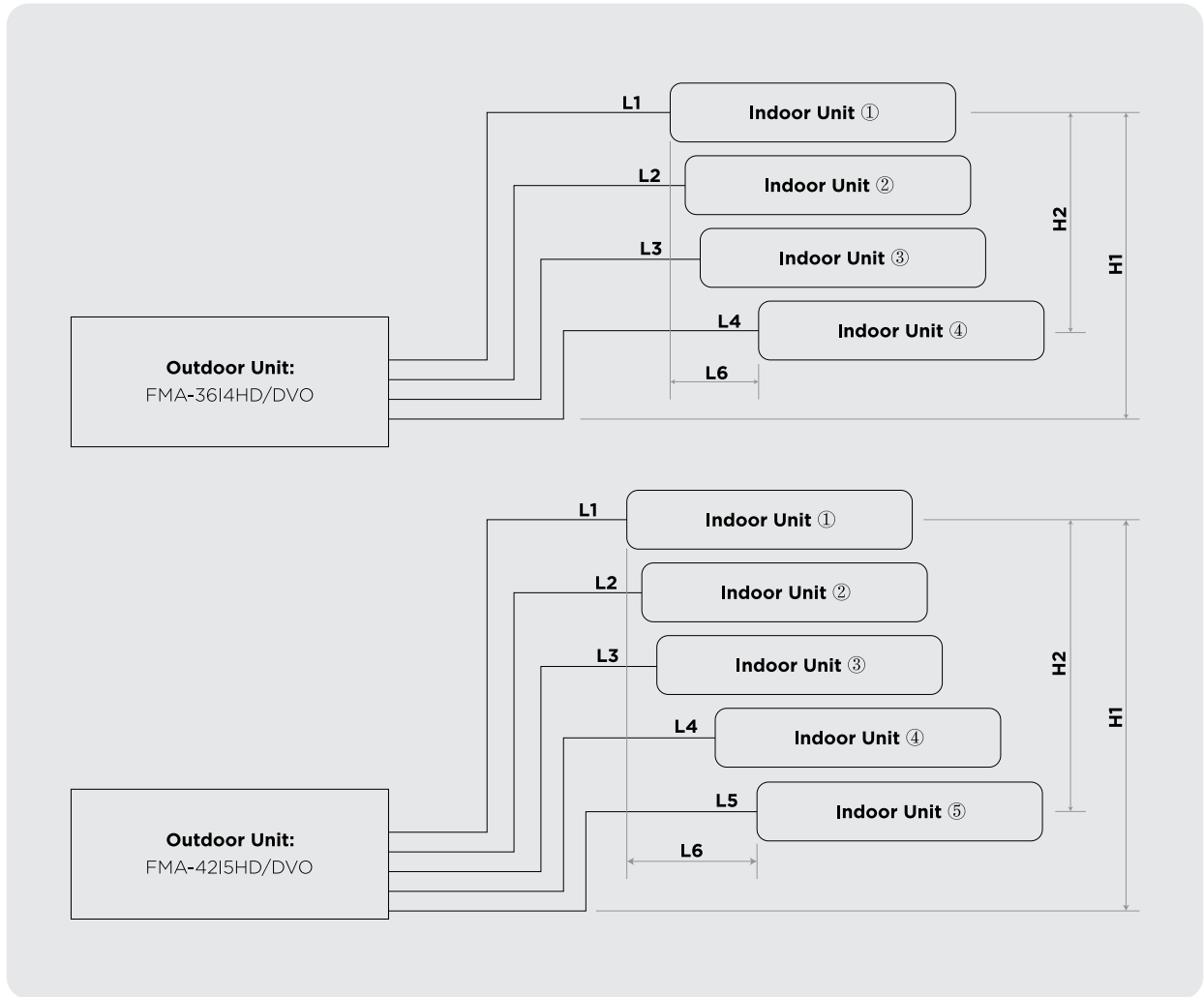


## Specifications for Multi Indoor

Model No.		TAC-09CHSD/ TPH11IT-I	TAC-12CHSD/ TPH11IT-I	TAC-18CHSD/ TPH11IT-I	TAC-24CHSD/ TPH11IT-I
Rated cooling capacity (KW)		2.6	3.5	5.2	7.2
Rated heating capacity (KW)		4.05	4.5	5.2	7.2
Sound power level (dB(A))		48	48	50	54
Power supply (V)		220-240V~50Hz	220-240V~50Hz	220-240V~50Hz	220-240V~50Hz
Indoor air circulation (cooling/heating) (L/S)		172/172	161/172	347/347	333/333
Connecting wiring (core number x size)		4×0.75mm <sup>2</sup>	4×0.75mm <sup>2</sup>	4×0.75mm <sup>2</sup>	4×0.75mm <sup>2</sup>
Connecting pipe	Gas	Φ9.52(3/8")	Φ9.52(3/8")	Φ12.7(1/2")	Φ12.7(1/2")
	Liquid	Φ6.35(1/4")	Φ6.35(1/4")	Φ6.35(1/4")	Φ6.35(1/4")
Dimensions (W x D x Hmm)	Net	820×195×306	820×195×306	1097×222×332	1097×222×332
	Packing	890×265×380	890×265×380	1165×295×405	1165×295×405
Weight (kg)	Net	10	10	13.5	14
	Gross Weight with Packaging	12	12	16.5	17

# Connecting Information

Model		FMA-3614HD/DVO	FMA-4215HD/DVO
Min. piping length (outdoor to indoor)	L1, L2, (L3), (L4), (L5)	3m	3m
Standard piping length (outdoor to indoor)	L1, L2, (L3), (L4), (L5)	5m	5m
Max. piping length (outdoor to indoor)	L1, L2, (L3), (L4), (L5)	20m	20m
Max. Total piping length	L1+L2 (+L3)(+L4)(+L5)	60m	80m
Precharged total piping length	L1+L2 (+L3)(+L4)(+L5)	40m	55m
Connection pipe	TAC-09CHSD/TPH11-I	Φ6.35(1/4")/Φ9.52(3/8")	Φ6.35(1/4")/Φ9.52(3/8")
	TAC-12CHSD/TPH11-I	Φ6.35(1/4")/Φ9.52(3/8")	Φ6.35(1/4")/Φ9.52(3/8")
	TAC-18CHSD/TPH11-I	Φ6.35(1/4")/Φ12.7(1/2")	Φ6.35(1/4")/Φ12.7(1/2")
	TAC-24CHSD/TPH11-I	Φ6.35(1/4")/Φ12.7(1/2")	Φ6.35(1/4")/Φ12.7(1/2")
Additional refrigerant charge (gram/m)		R410a/20g	R410a/20g
Max. length difference (nearest indoor to farthest)	L6	No requirement	No requirement
Max. height difference (outdoor to higher indoor)	H1	15m	15m
Max. height difference (lower indoor to higher indoor)	H2	No requirement	No requirement
Min. number of connectable indoor units		2	2
Min. connectable capacity (indoor unit)		9K/2640W	7K/2000W



## Combinations

Model	2 Units IDU	3 Units IDU	4 Units IDU	5 Units IDU
FMA-36I4HD/DVO	09+09, 09+12, 09+18, 09+24, 12+12, 12+18, 12+24, 18+18	09+09+09, 09+09+12, 09+09+18, 09+09+24, 09+12+12, 09+12+18, 09+12+24, 12+12+12, 12+12+18, 12+18+18	09+09+09+09, 09+09+09+12, 09+09+09+18	
FMA-42I5HD/DVO	09+09, 09+12, 09+18, 09+24, 12+12, 12+18, 12+24, 18+18, 18+24, 24+24	09+09+09, 09+09+12, 09+09+18, 09+09+24, 09+12+12, 09+12+18, 09+12+24, 09+18+18, 09+18+24, 12+12+12, 12+12+18, 12+12+24, 12+18+18, 12+18+24, 18+18+18	09+09+09+09, 09+09+09+12, 09+09+09+18, 09+09+09+24, 09+09+12+12, 09+09+12+18, 09+09+12+24, 09+12+12+12, 09+12+12+18, 12+12+12+12	09+09+09+09+09, 09+09+09+09+12, 09+09+09+09+18, 09+09+09+12+12, 09+09+12+12+12, 09+12+12+12+12

# Effortlessly





Comfortable

# TCL

# EXPERIENCE MORE

Customer Service Hotline: 1300 738 149

To learn more about our new range of products, visit:

[www.tcl.com/au](http://www.tcl.com/au)

 @TCL.AUS.NZ

 @AUTCL

 @TCL\_AUS.NZ

 @TCL AUS.NZ

 @TCL AUS\_NZ